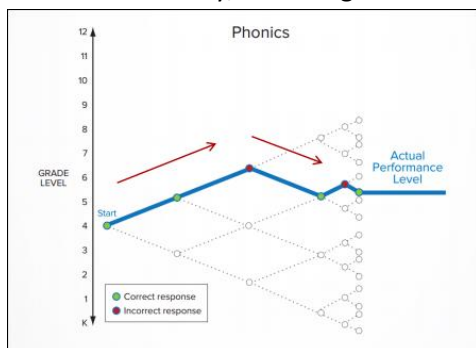


# i-Ready: Logging In and Administering the Diagnostic - HS



## Overview

- i-Ready is an adaptive assessment. As students answer correctly, the test gets more difficult. As students answer incorrectly, the test gets easier. The test adapts to find the ability of individual students.



- Teachers should plan to use two 45 minute class periods for the diagnostic. Some students may take more or less time to complete the diagnostic.
- There is no audio support for students who are answering questions in grades 6 – 12. However, it may not hurt to have some headphones on hand in case some students are presented with questions lower than grade 6.
- During the diagnostic, students in grades 9 – 12 are automatically given a “Brain Break.” Students are guided to refocus, energize, or relax. Brain Breaks are 90 seconds long.

## URL for Teachers & Students

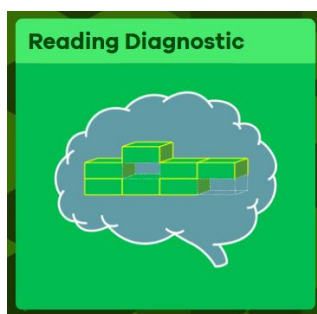
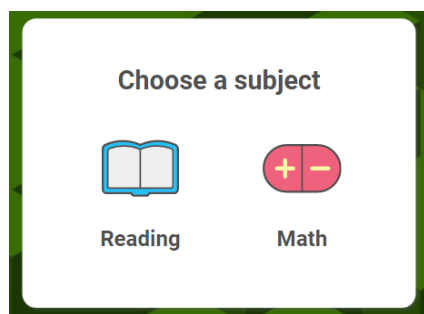
- <https://login.i-ready.com>
- It can also be accessed via the Staff Links page and the Student Resources page on the district website.

## Student Log-Ins

Username and passwords for students can be found on a report in Infinite Campus called “Student System Credentials.” In **Campus Tools**, go to **Custom Reports**, then click on **Student System Credentials by Teacher**.

## Administering the Diagnostic

Students will log-in to i-Ready and then choose either Reading or Math. They will then click “Reading Diagnostic” or “Math Diagnostic.”



## Monitoring Diagnostic Progress

On your teacher homepage, select the **Diagnostic Status** box. An overview of all students who are assigned the diagnostic assessment is shown. The number of students not started, in progress, and completed is displayed. Click the **Monitor Student Status** link to view individual student names of students who have not started, are in progress, and completed.

Alerts	Student	Status	Placement
Rushing flags would appear in this Alerts column.	Student Name 1	Not Started	—
	Student Name 2	Not Started	—
	Student Name 3	Not Started	—
	Student Name 4	Not Started	—

## Rushing Flags

i-Ready uses two types of “rushing flags” to help identify the possibility of low student effort on the diagnostic. These flags will display on the Diagnostic Status report, in the column called **Alerts**, in the screenshot above.

- A red rushing flag indicates that the student’s score is likely lower than his/her true ability.
  - To receive a red rushing flag, a student must have spent less than 11 seconds on average per item on the reading diagnostic.
  - i-Ready recommendation: have the student take the diagnostic again.
- A yellow rushing flag indicates that the student’s score may be lower than his/her true ability.
  - To receive a yellow rushing flag, a student must have spent between 12 and 15 seconds on average per item for the reading diagnostic.
  - i-Ready recommendation: if the results seem abnormal (inconsistent with how the student performs in the classroom), consider having the student take the diagnostic again.
- If a student needs to retake the diagnostic, your building Instructional Coaches have the ability to facilitate this.