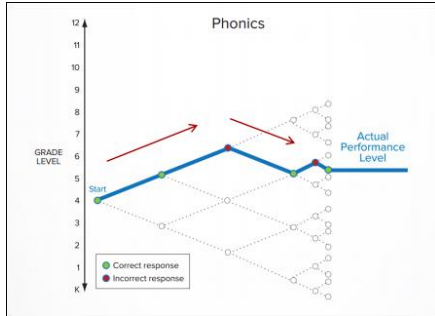


# i-Ready: Logging In and Administering the Diagnostic – K-8



## Overview

- i-Ready is an adaptive assessment. As students answer correctly, the test gets more difficult. As students answer incorrectly, the test gets easier. The test adapts to find the ability of individual students.



- Average Diagnostic Testing Time (per subject)
  - Grades K – 1: Two 20 – 30 minute sessions
  - Grades 2 – 5: Two 40 – 50 minute sessions
  - Grades 6 – 8: Two 45 – 50 minute sessions
  - Some students may take more or less time to complete the diagnostic.
- Plan to have headphones available for students; there will be audio.
- During the diagnostic, students are automatically given an “Activity Break.” Students play a short interactive game. These breaks are one minute long.

## URL for Teachers & Students

- <https://login.i-ready.com>
- It can also be accessed via the Staff Links page and the Student Resources page on the district website.

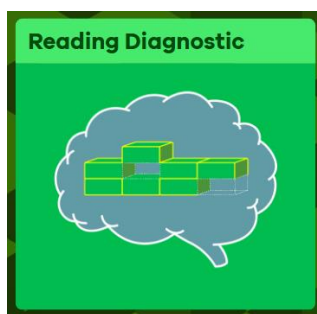
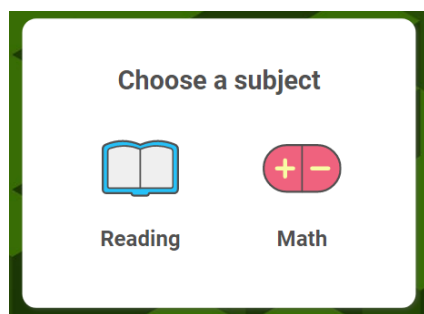
## Student Log-Ins

Username and passwords for students can be found on a report in Infinite Campus called “Student System Credentials.” In **Campus Tools**, go to **Custom Reports**, then click on **Student System Credentials by Teacher**.

\*\*\*Kindergarten teachers have access to separate K Log-in Cards. Instructions for obtaining these are included in a document called “i-Ready: K Log-in Cards.”\*\*\*

## Administering the Diagnostic

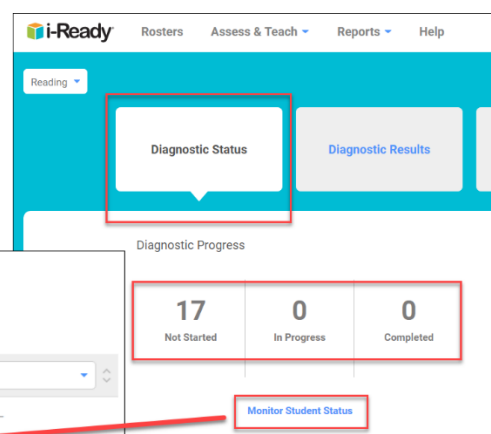
Students will log-in to i-Ready and then choose either Reading or Math. They will then click “Reading Diagnostic” or “Math Diagnostic.”



## Monitoring Diagnostic Progress

On your teacher homepage, select the **Diagnostic Status** box. An overview of all students who are assigned the diagnostic assessment is shown. The number of students not started, in progress, and completed is displayed. Click the **Monitor Student Status** link to view individual student names of students who have not started, are in progress, and completed.

Alerts	Student	Status	Placement
Rushing flags would appear in this Alerts column.	Student Name 1	Not Started	—
	Student Name 2	Not Started	—
	Student Name 3	Not Started	—
	Student Name 4	Not Started	—



## Rushing Flags

i-Ready uses two types of “rushing flags” to help identify the possibility of low student effort on the diagnostic. These flags will display on the Diagnostic Status report, in the column called **Alerts**, in the screenshot above.

- A red rushing flag indicates that the student’s score is likely lower than his/her true ability.
  - To receive a red rushing flag, a student must have spent less than 11 seconds on average per item on the reading diagnostic, or less than 12 seconds on average per item on the math diagnostic.
  - i-Ready recommendation: have the student take the diagnostic again.
- A yellow rushing flag indicates that the student’s score may be lower than his/her true ability.
  - To receive a yellow rushing flag, a student must have spent between 12-15 seconds on average per item for the reading diagnostic, or between 13-21 seconds on average per item for the math diagnostic.
  - i-Ready recommendation: if the results seem abnormal (inconsistent with how the student performs in the classroom), consider having the student take the diagnostic again.
- If a student needs to take the diagnostic again, your building Instructional Coaches and Principals have the ability to facilitate this.